

LEVEL

1

STEP

01



NON-FICTION

e n g l i s h

VALUABLE LANGUAGE INPUT

Contents



Introducing yourself



Understanding countries



Understanding the age



Learning the different feelings

Phone English

VALUABLE LANGUAGE INPUT

Contents

Understanding fruits



Understanding the seasons



Understanding colors



Understanding shapes



Phone English

Introducing yourself

Please introduce yourself.



My name is Jodie

What's your name?

Key Words



1 Jenny



2 Elmo



5 Fatima



4 John



3 Mina



6 Hetal

Speak

Please say your names.

A

Jenny



My name is _____.

B

Elmo



My name is _____.

C

Mina



My name is _____.

D

John



My name is _____.

E

Fatima



My name is _____.

F

Hetal



My name is _____.

Speak

Find the appropriate names and connect them.

**A**

My name is _____.

**B**

My name is _____.

**C**

My name is _____.

**D**

My name is _____.

**E**

My name is _____.

**F**

My name is _____.

1 Elmo**2** Mina**3** Jenny**4** Fatima**5** Hetal**6** John

Assignment

Write each key word 5 times.

My name is Jenny.

My name is Jenny.

My name is Elmo.

My name is Elmo.

My name is John.

My name is John.

My name is Mina.

My name is Mina.

My name is Fatima.

My name is Fatima.


My name is Hetal.

My name is Hetal.

LEVEL

STEP

4 01



NON-FICTION

e n g l i s h

About this book

This Non-fiction English Junior textbook provides exercises for all four (4) skills of learning : Reading, Speaking, Writing and Listening (for online users). It has the necessary layout designed for Junior- Beginner level learners; the colors and objects thoughtfully prepared for an enjoyable study and review of the English Language.

How to use this book

Each part of this textbook is designed to stimulate a Junior students' (Low to High Beginner level) learning and comprehension of the English Language.

- The various pictures and photos featured on each lessons are arranged as such for the student to describe. As with this kind of exercise, the learners practice expressions;
- The Key Words, related to the feature of the lesson, are means to build up their English words bank or Vocabulary;
- Speak part has Sentence Completion and Match Type exercises to assist the learners' awareness on how to respond and further develop Spoken English skills; and
- Assignment part provides necessary assistance for the learners' Written English Skills. For easier and assisted learning, learners may utilize the audio coach available online.

In this book

Science -
what does the earth consist of?

Social Studies -
if you go a desert island.

Language Art -
Funny things about our body

Social Studies - World's mysteries

Math - Measure the degree of an angle

Social Studies - Greek mythology

Language Art - World's Christmas

Math - Find out gap of numbers

VALUABLE LANGUAGE INPUT

Contents



How do plants grow?

Science 1



Places to go

Social Studies 1



How do you feel?

Language Arts 1



Shapes and Sizes

Math 1


Phone English

VALUABLE LANGUAGE INPUT

Contents

Science 2

How do we use
plants?




Social Studies 2

City and Country



Language Arts 2

Family

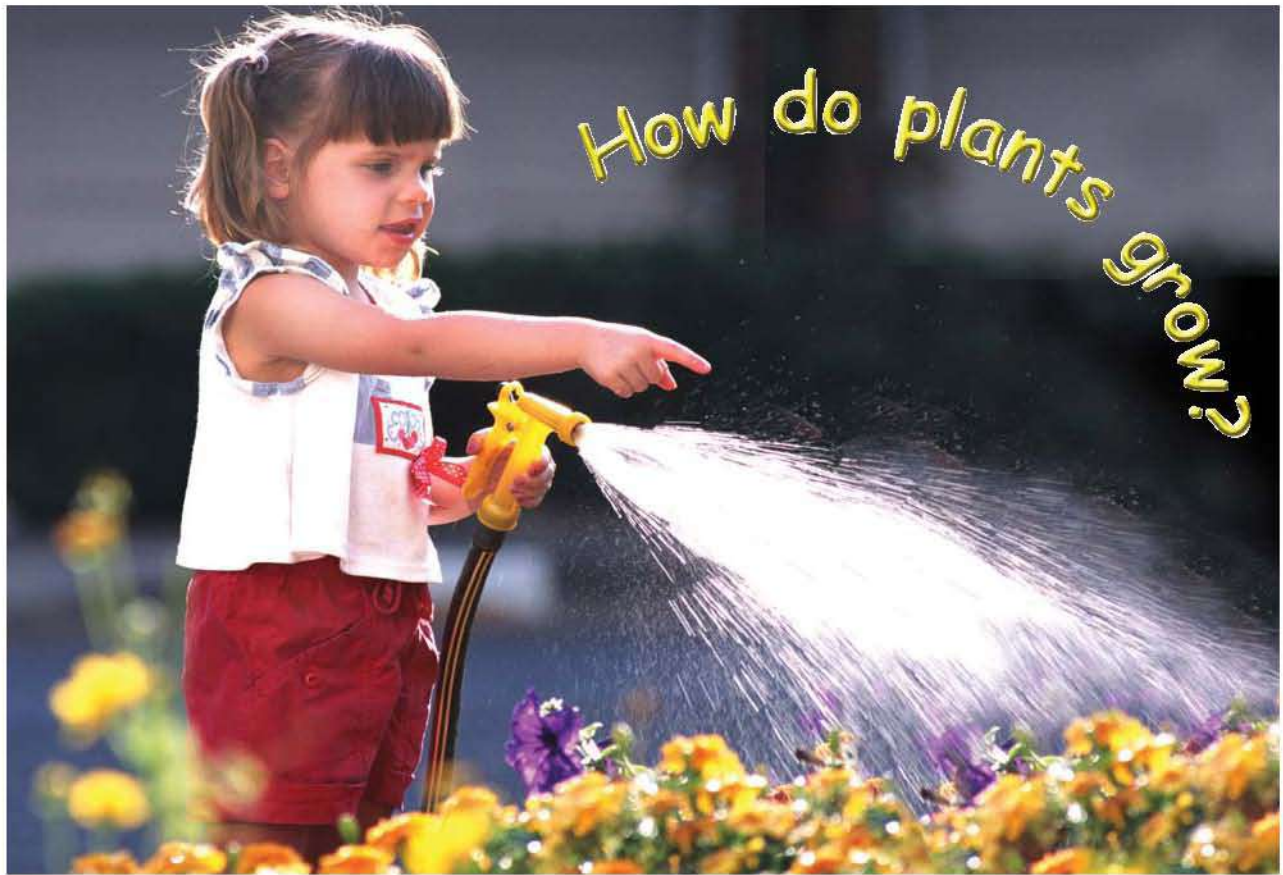


Math 2

Problem Solving
:Division



Phone English



1. Key Words



1 seed
4 plant

2 leaf (leaves)
5 light

3 root
6 air

2. Read and Talk

How do plants grow?

Read

Plants are living things.
They can grow and change.
A plant starts as a seed.
A seed gets water, air and light.
Then, the seed grows a root.
Next, green leaves begin to grow.
Finally, a plant pushes up into the air.



Talk

1. What does a seed need to grow?
2. Sequence the order on how plants grow.
Put the number on the line.

_____ the seed grows a root.
_____ green leaves begin to grow.
_____ a seed is put into the soil.
_____ a plant grows.
3. What types of plant do you know?
Work with your partner.

Fill in the blanks. Use the words in the box.






3. Vocabulary

- **seed**
- **leaf (leaves)**
- **root**
- **plant**
- **light**
- **grow**
- **air**

1. A plant starts as a _____
2. Plants can _____ and change.
3. A seed needs water, _____ and light.
4. The seed grows a _____
5. Green _____ begin to grow.


4. Activities

Draw a picture as described, then put the number in a circle in the right order.

Green leaves begin to grow.	The plant grows	The seed grows roots.	A plant starts as a seed.	A seed needs water, air and light.
				

Write each key word 5 times.

Handwriting practice lines consisting of 20 horizontal lines. The lines are grouped into four sets of five lines each, separated by a thicker line. The first set of lines is partially obscured by a faint image of a potted plant.



Phone English